



Leica DISTO™

Leica 3D Disto

Geosystems Partner Network Registration Guide

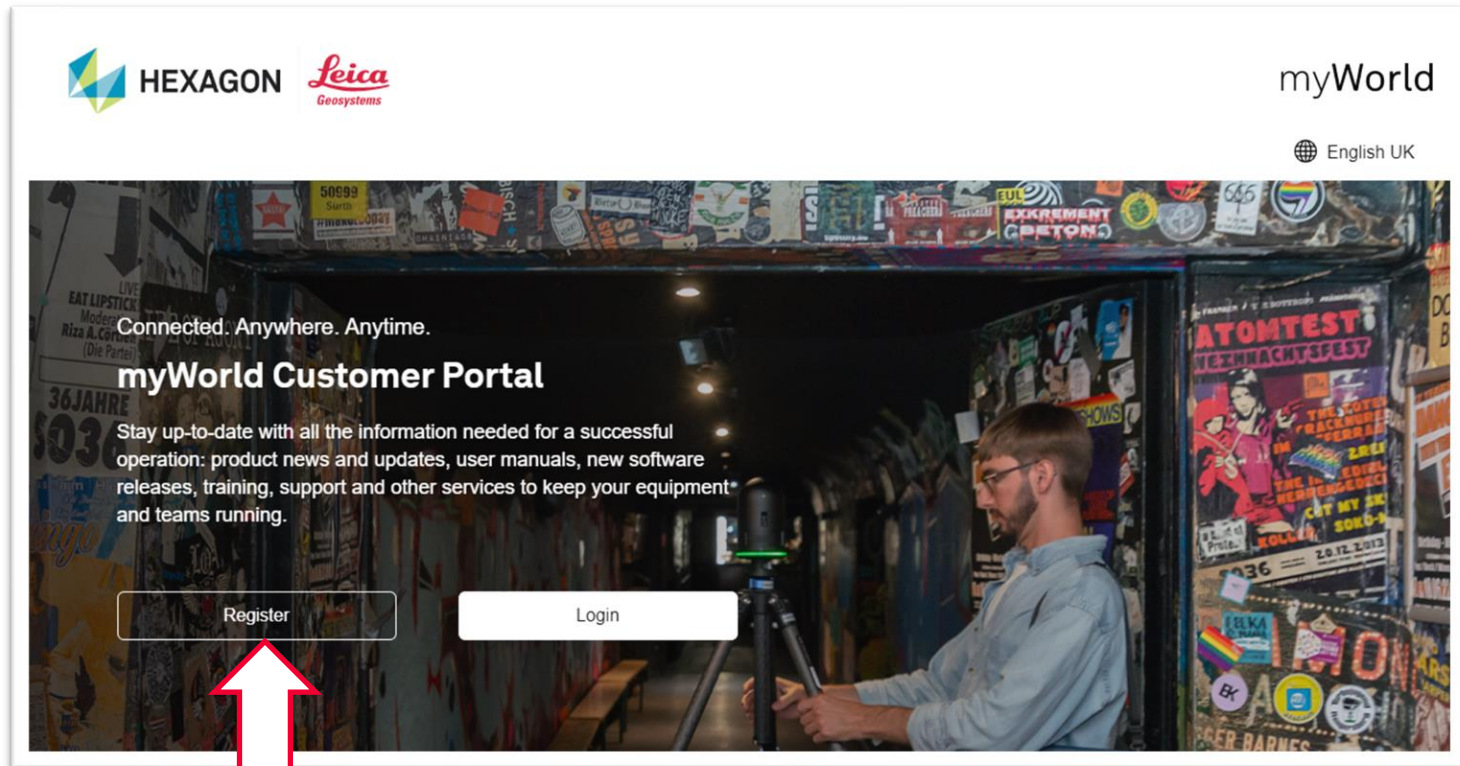
Registration

- when it has to be **right**

Leica
Geosystems

1. Apply for a myWorld Account first:

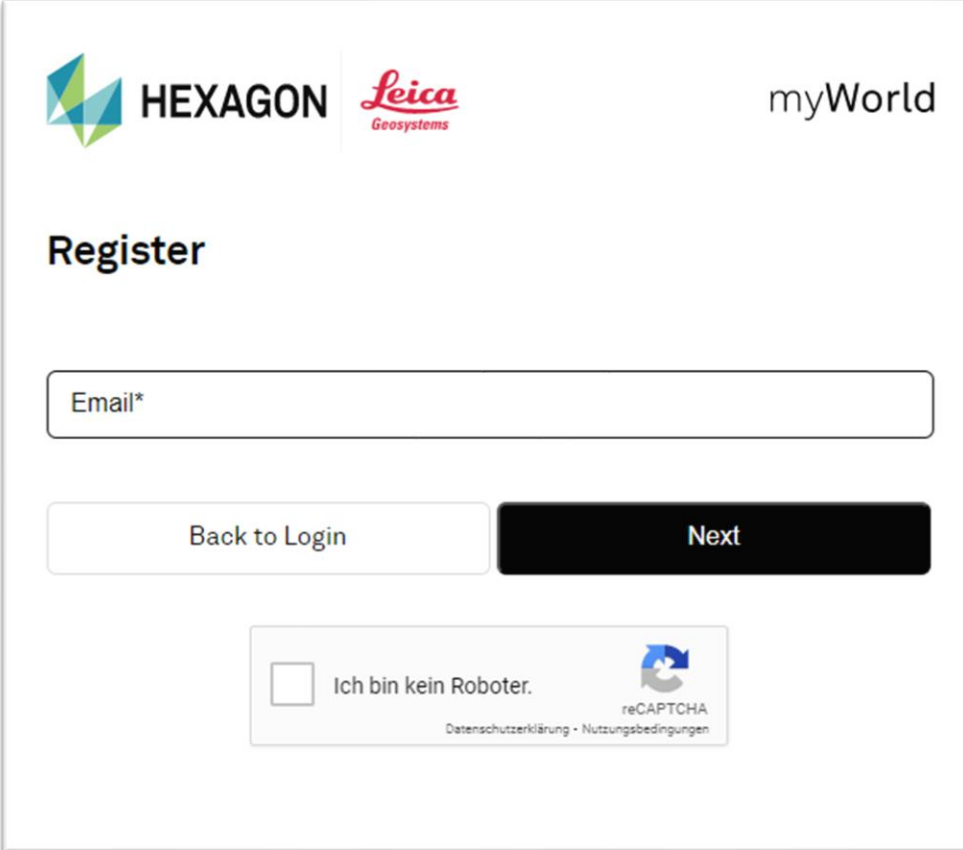
<https://myworld.leica-geosystems.com/s>



- when it has to be **right**

Leica
Geosystems

2. Follow the steps for registering in myWorld



The screenshot shows the registration interface for myWorld. At the top left are the logos for HEXAGON and Leica Geosystems. The text 'myWorld' is at the top right. Below the logos is the heading 'Register'. There is a text input field labeled 'Email*'. Below the input field are two buttons: 'Back to Login' and 'Next'. At the bottom is a reCAPTCHA widget with the text 'Ich bin kein Roboter.' and a checkbox. To the right of the checkbox is the reCAPTCHA logo and the text 'reCAPTCHA'. Below the checkbox text are the links 'Datenschutzerklärung' and 'Nutzungsbedingungen'.

HEXAGON | Leica Geosystems | myWorld

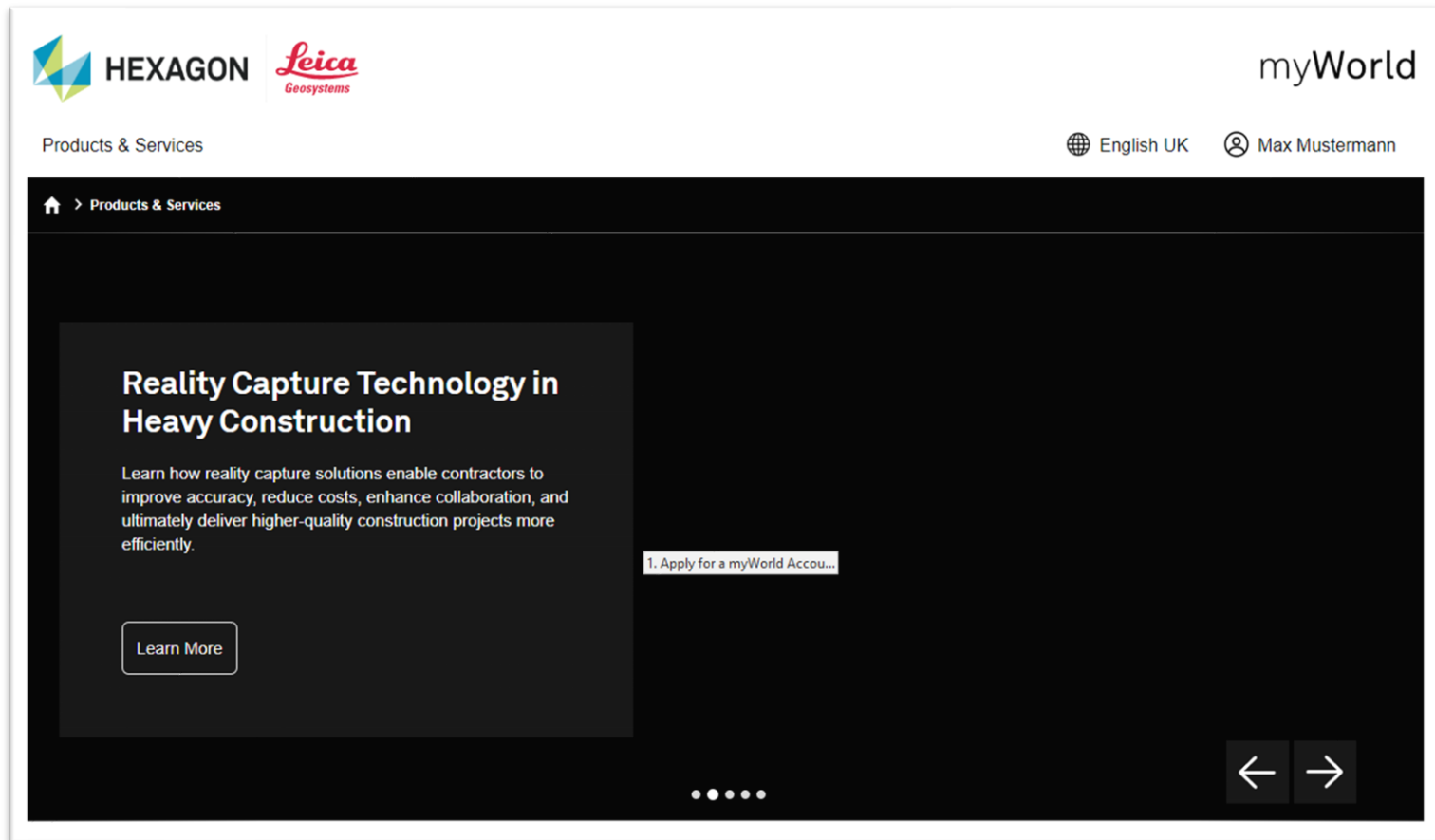
Register

Email*

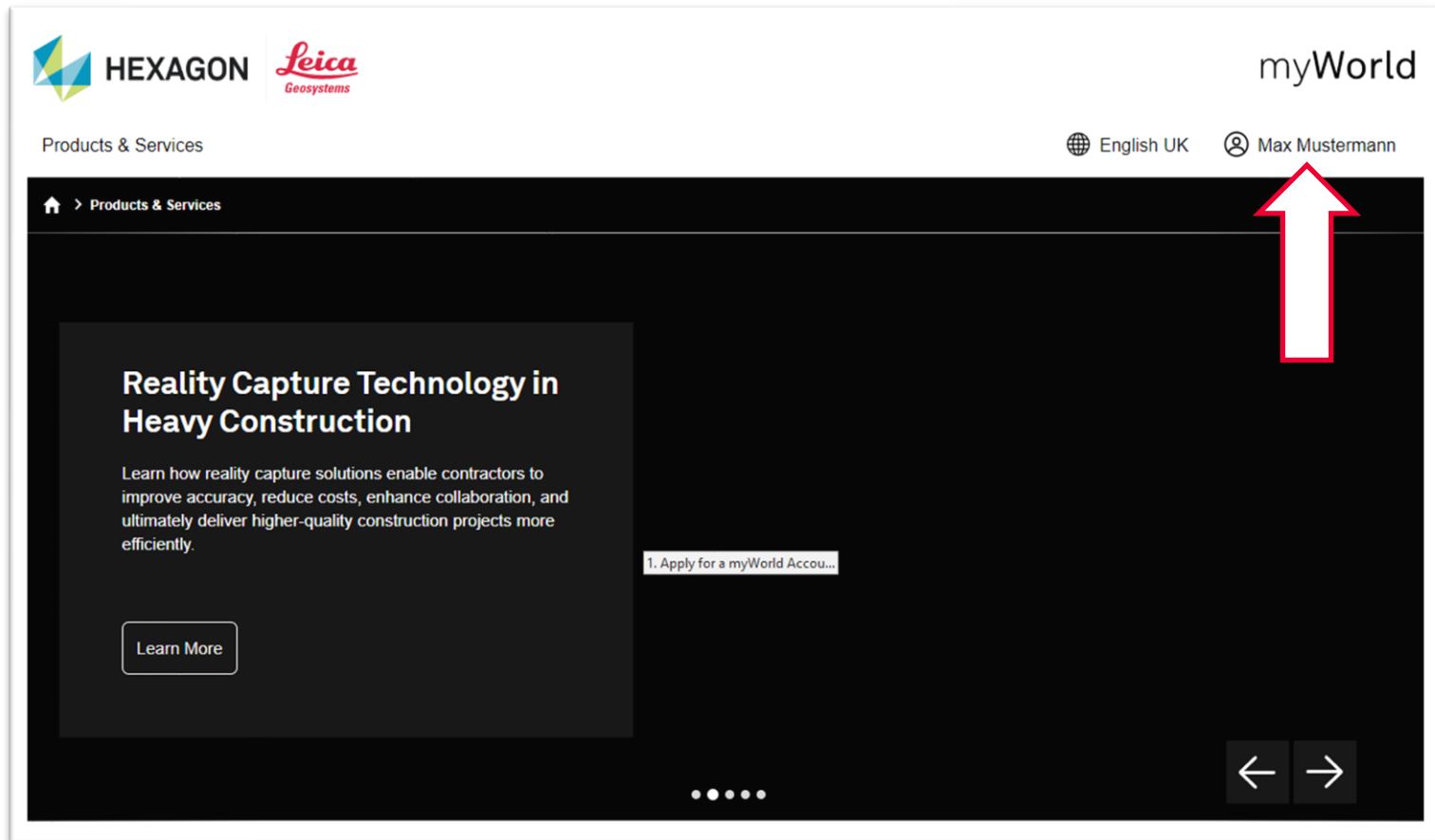
Back to Login | Next

☐ Ich bin kein Roboter. reCAPTCHA
Datenschutzerklärung • Nutzungsbedingungen

3. You will be logged in to myWorld



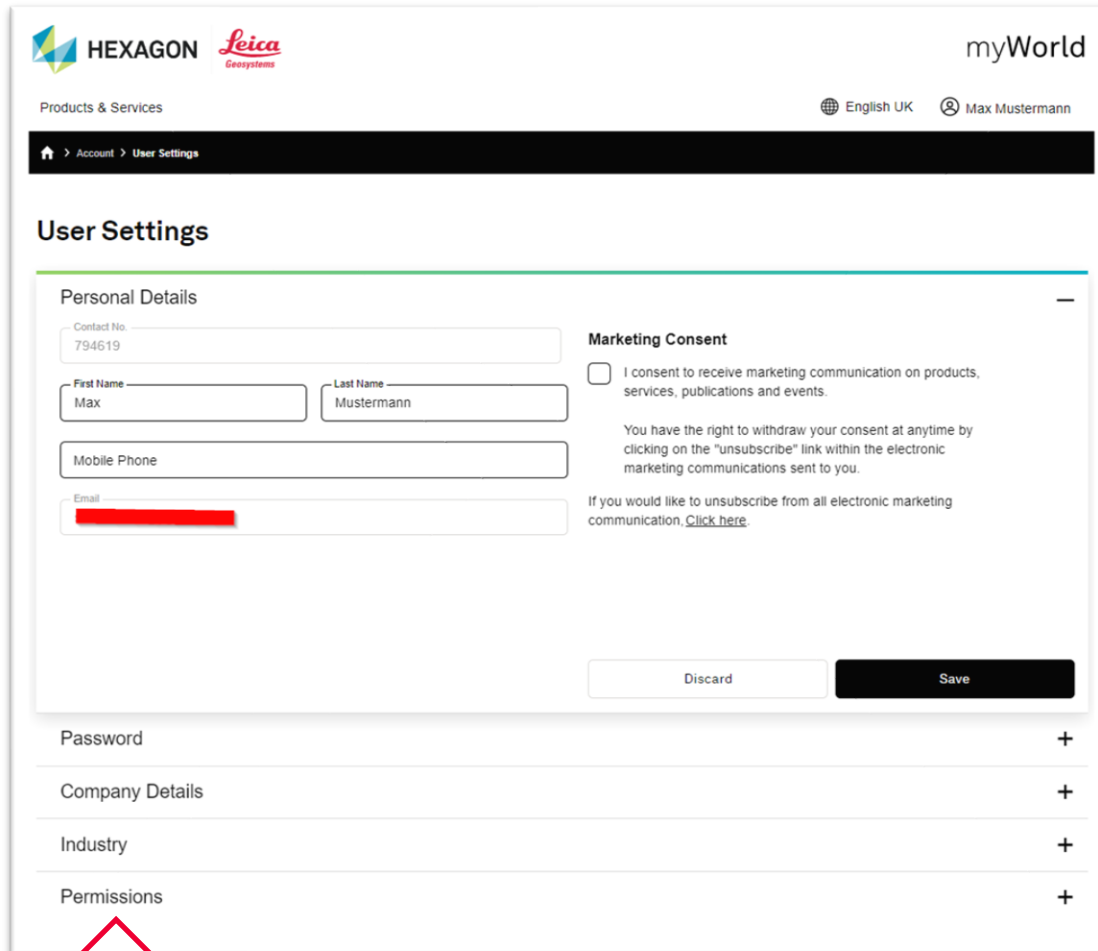
3. Click on User name to access Account settings



5. Click on User Settings



6. Click on Permissions at the bottom of the page



HEXAGON *Leica* Geosystems myWorld

Products & Services English UK Max Mustermann

Account > User Settings

User Settings

Personal Details

Contact No.
794619

First Name
Max

Last Name
Mustermann

Mobile Phone

Email
[REDACTED]

Marketing Consent

☐ I consent to receive marketing communication on products, services, publications and events.

You have the right to withdraw your consent at anytime by clicking on the "unsubscribe" link within the electronic marketing communications sent to you.

If you would like to unsubscribe from all electronic marketing communication, [Click here](#).

Discard Save

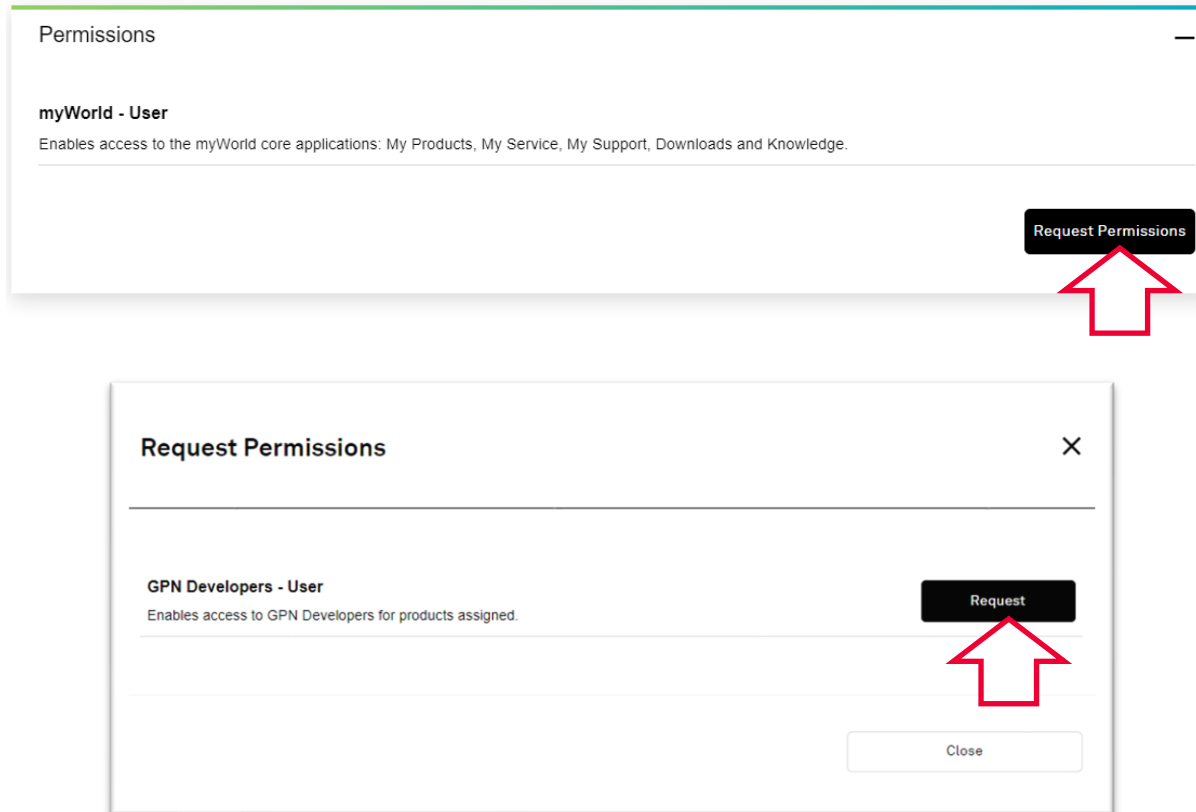
Password +

Company Details +

Industry +

Permissions +

7. Click on Request Permissions and choose GPN Developers - User



8. Select the Categories and press Continue

The screenshot shows a 'GPN Developer Request' dialog box. It has two main sections: 'Product Category' and 'SDK Products'. In the 'Product Category' section, there are three options: 'DISTO Basic' (highlighted in blue), 'DISTO 3D', and 'Laser Scanning Hardware'. Arrows from the text 'DISTOs with Bluetooth' and 'DISTOs with WLAN' point to 'DISTO Basic'. In the 'SDK Products' section, there are two radio button options: 'Bluetooth Classic' and 'Bluetooth Smart'. Arrows from the text 'Bluetooth 2.1 (older DISTOs), Windows' and 'Bluetooth 4.0 or newer (all new DISTOs), all OS' point to 'Bluetooth Smart'. At the bottom right of the dialog is a black 'Continue' button, which is pointed to by a large red arrow.

GPN Developer Request [X]

Product Category Select the Product Category you would like to request access for:

DISTOs with Bluetooth → **DISTO Basic** DISTO 3D Laser Scanning Hardware

DISTOs with WLAN →

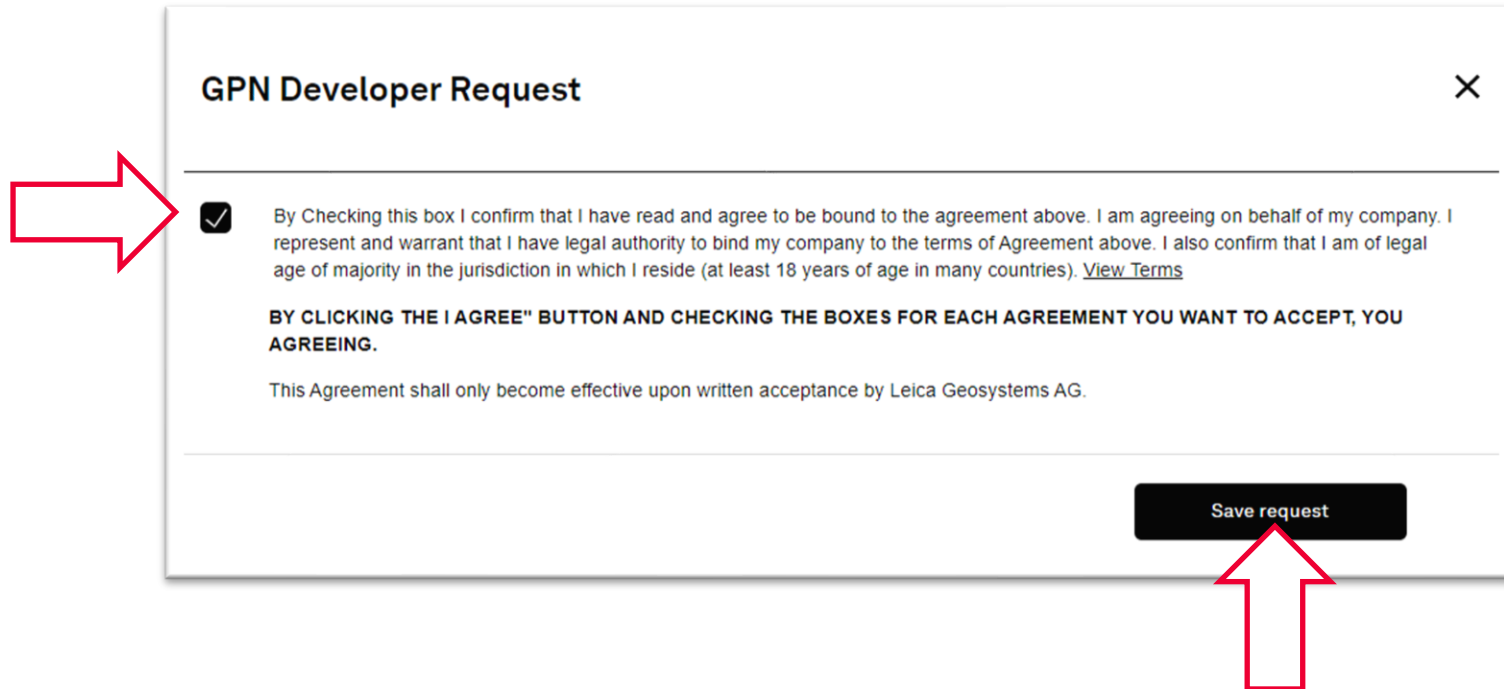
SDK Products Select the SDK Product(s) you would like to request access for:

Bluetooth 2.1 (older DISTOs), Windows → ☐ Bluetooth Classic

Bluetooth 4.0 or newer (all new DISTOs), all OS → ☒ Bluetooth Smart

Continue

9. Accept the Terms to enter a Developer Agreement and getting Access to our GPN



GPN Developer Request ×

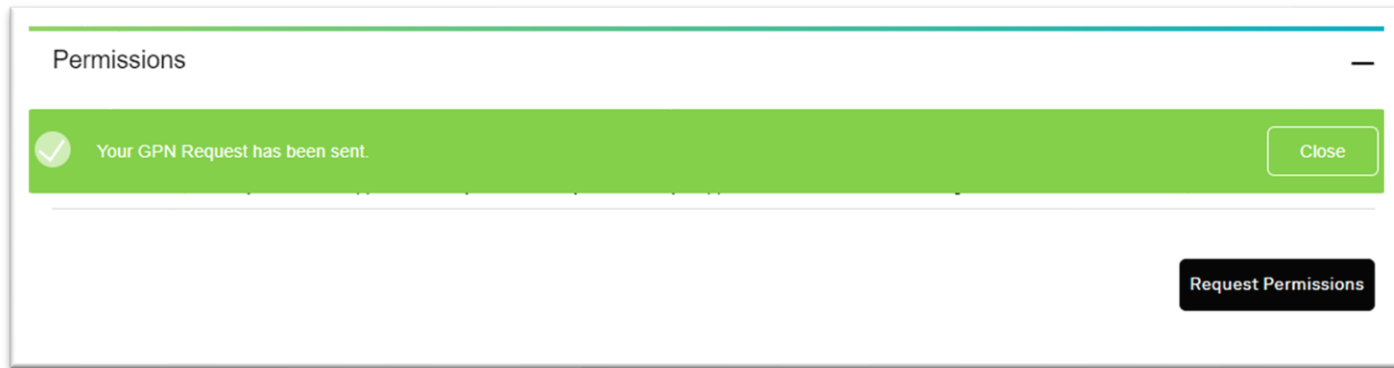
☒ By Checking this box I confirm that I have read and agree to be bound to the agreement above. I am agreeing on behalf of my company. I represent and warrant that I have legal authority to bind my company to the terms of Agreement above. I also confirm that I am of legal age of majority in the jurisdiction in which I reside (at least 18 years of age in many countries). [View Terms](#)

BY CLICKING THE "I AGREE" BUTTON AND CHECKING THE BOXES FOR EACH AGREEMENT YOU WANT TO ACCEPT, YOU AGREEING.

This Agreement shall only become effective upon written acceptance by Leica Geosystems AG.

Save request

10. You will be notified once your your Permission has been Approved



Please note:

Your registration will be checked and approved by Leica Geosystems Product Management. This process will take some time (normally not more than 48h). You will receive a confirmation.

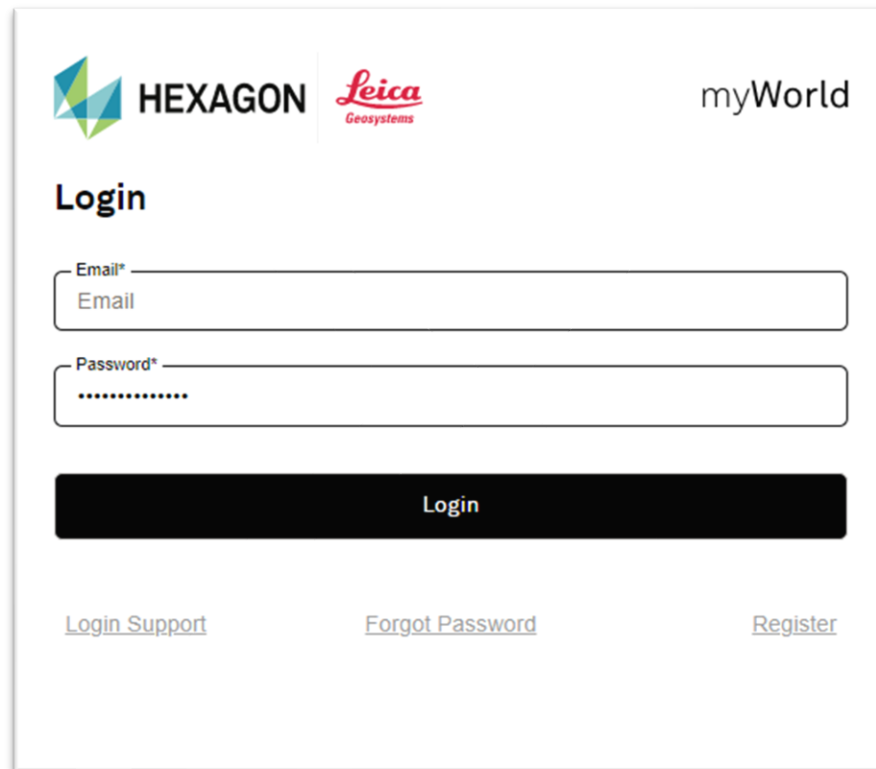
Usage

- when it has to be **right**

Leica
Geosystems

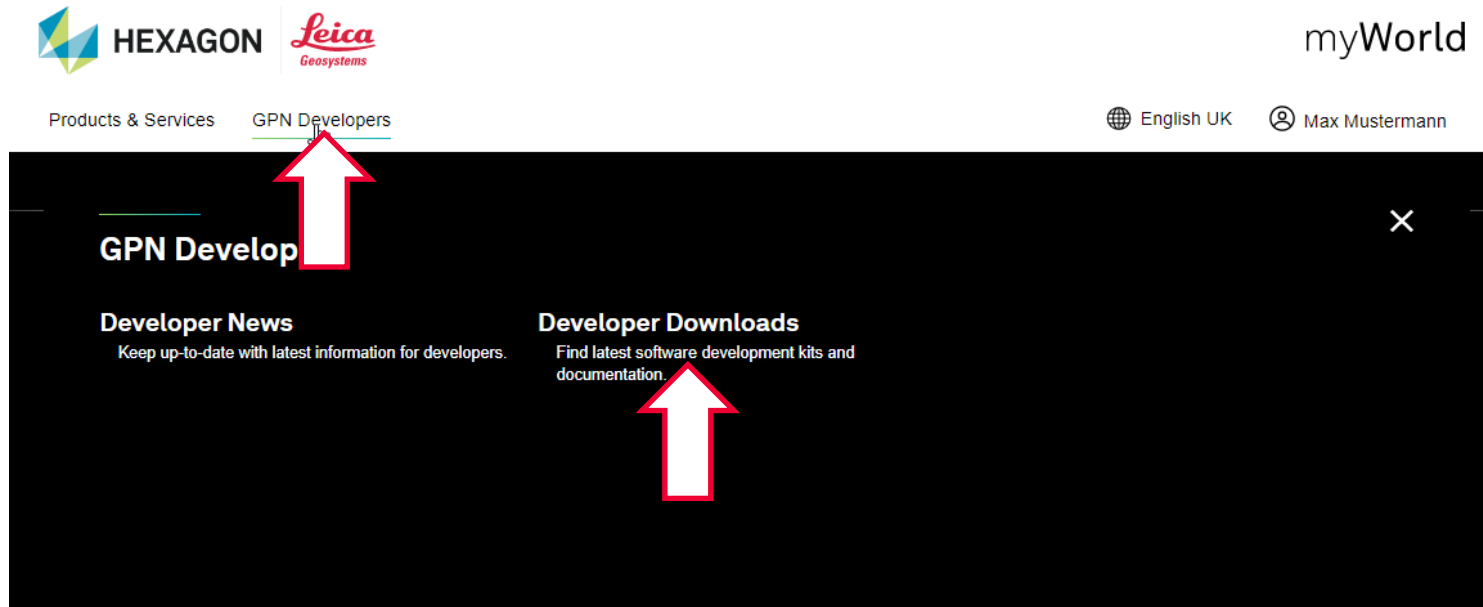
1. Log-in to myWorld:

<https://myworld.leica-geosystems.com/s/en-GB/login>



The screenshot shows the login interface for the myWorld portal. At the top left, there are logos for HEXAGON and Leica Geosystems. The text 'myWorld' is positioned at the top right. Below the logos, the word 'Login' is displayed in a bold font. There are two input fields: the first is labeled 'Email*' and contains the placeholder text 'Email'; the second is labeled 'Password*' and contains a series of dots. A large black button with the text 'Login' is centered below the input fields. At the bottom of the form, there are three links: 'Login Support', 'Forgot Password', and 'Register'.

2. In MyWorld navigate to GPN Developers and choose Developer Downloads



3. Select the required API



The screenshot shows the Leica Geosystems myWorld developer portal. At the top, there are logos for HEXAGON and Leica Geosystems, and the text 'myWorld'. Below the logos, there are links for 'Products & Services' and 'GPN Developers'. On the right, there are links for 'English UK' and 'Max Mustermann'. A black navigation bar contains a home icon, '> GPN Developers', and '> Developer Downloads'. Below the navigation bar, there are tabs for 'My Downloads' (which is selected) and 'My Contract'. Under the 'My Downloads' tab, there is a section titled 'Downloads for all Products'. Below this section, there are two categories: 'DISTO Basic' with a link 'Downloads for DISTO Basic', and 'DISTO 3D' with a link 'Downloads for DISTO 3D'.

HEXAGON | Leica Geosystems myWorld

Products & Services GPN Developers English UK Max Mustermann

> GPN Developers > Developer Downloads

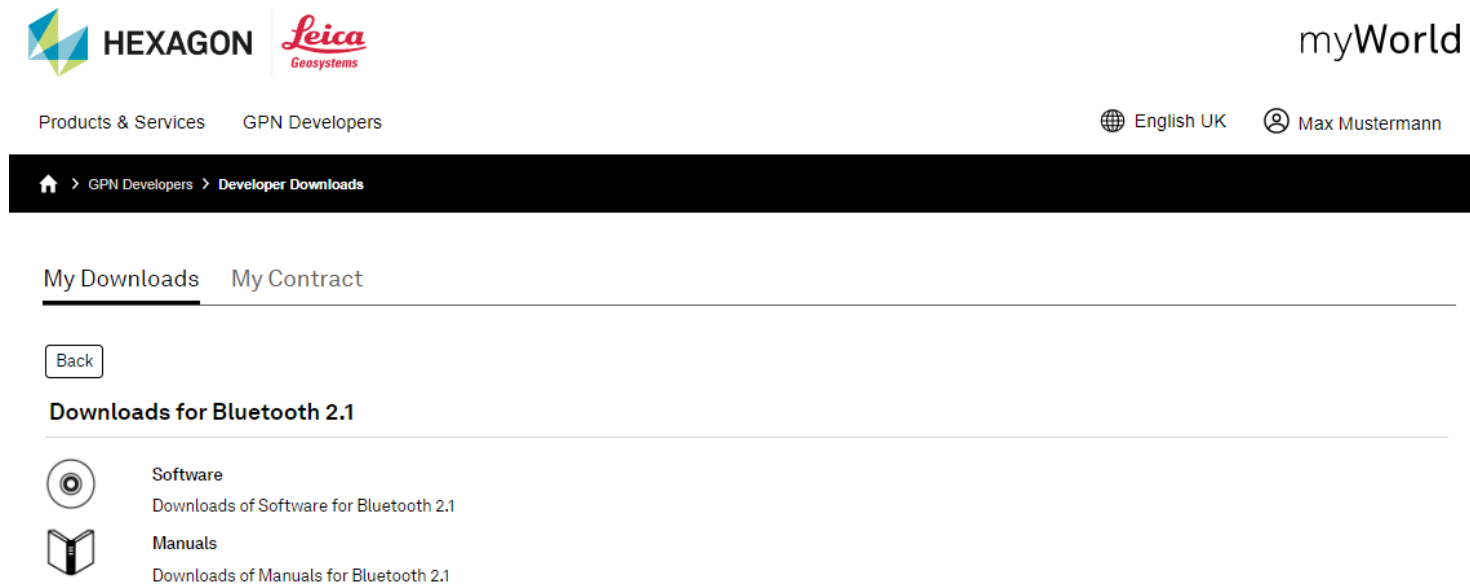
My Downloads My Contract

Downloads for all Products

DISTO Basic
Downloads for DISTO Basic

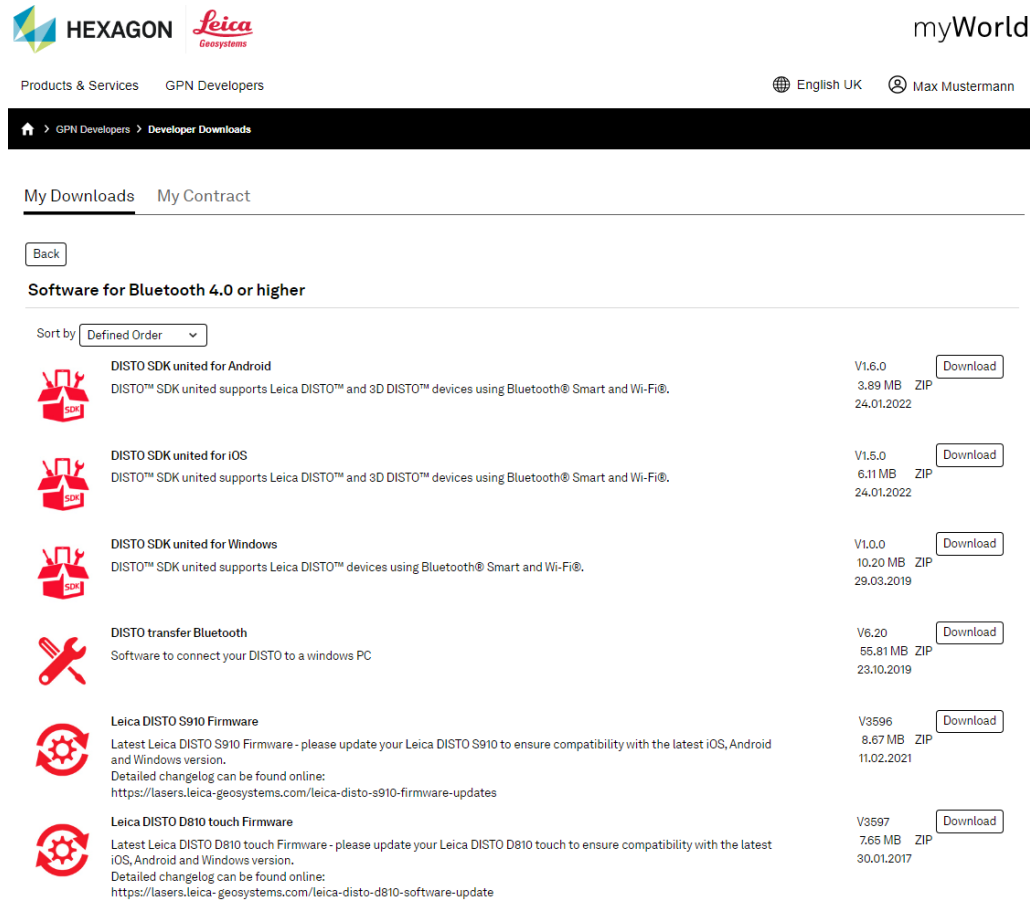
DISTO 3D
Downloads for DISTO 3D

4. Select Manuals and Software items as required



The screenshot displays the Leica Geosystems myWorld web application. At the top, the HEXAGON and Leica Geosystems logos are on the left, and the myWorld logo is on the right. Below the logos, there are links for 'Products & Services' and 'GPN Developers'. On the right side of the header, there are links for 'English UK' and a user profile for 'Max Mustermann'. A black navigation bar contains a home icon and the breadcrumb 'GPN Developers > Developer Downloads'. Below this, there are tabs for 'My Downloads' (which is active) and 'My Contract'. A 'Back' button is located below the tabs. The main content area is titled 'Downloads for Bluetooth 2.1' and contains two sections: 'Software' with a download icon and the text 'Downloads of Software for Bluetooth 2.1', and 'Manuals' with a book icon and the text 'Downloads of Manuals for Bluetooth 2.1'.

5. Select the wanted API and start Download



HEXAGON | Leica Geosystems

Products & Services | GPN Developers

English UK | Max Mustermann







Home > GPN Developers > Developer Downloads

My Downloads | My Contract

Back

Software for Bluetooth 4.0 or higher

Sort by: Defined Order

	DISTO SDK united for Android DISTO™ SDK united supports Leica DISTO™ and 3D DISTO™ devices using Bluetooth® Smart and Wi-Fi®.	V1.6.0 3.89 MB ZIP 24.01.2022	Download
	DISTO SDK united for iOS DISTO™ SDK united supports Leica DISTO™ and 3D DISTO™ devices using Bluetooth® Smart and Wi-Fi®.	V1.5.0 6.11 MB ZIP 24.01.2022	Download
	DISTO SDK united for Windows DISTO™ SDK united supports Leica DISTO™ devices using Bluetooth® Smart and Wi-Fi®.	V1.0.0 10.20 MB ZIP 29.03.2019	Download
	DISTO transfer Bluetooth Software to connect your DISTO to a windows PC	V6.20 65.81 MB ZIP 23.10.2019	Download
	Leica DISTO S910 Firmware Latest Leica DISTO S910 Firmware - please update your Leica DISTO S910 to ensure compatibility with the latest iOS, Android and Windows version. Detailed changelog can be found online: https://lasers.leica-geosystems.com/leica-disto-s910-firmware-updates	V3596 8.67 MB ZIP 11.02.2021	Download
	Leica DISTO D810 touch Firmware Latest Leica DISTO D810 touch Firmware - please update your Leica DISTO D810 touch to ensure compatibility with the latest iOS, Android and Windows version. Detailed changelog can be found online: https://lasers.leica-geosystems.com/leica-disto-d810-software-update	V3597 7.65 MB ZIP 30.01.2017	Download

- when it has to be right